

UniCredit Bank Czech Republic and Slovakia, a.s. (UCBCS)

Cover Pool Information – *as of 31/03/2022*

Version March 2022

updated quarterly

Prague

Empowering
Communities to Progress.



Cover Pool

UCBCS's Cover Pool Features – General Information on Legal Framework

AMENDMENT OF CZECH LEGAL FRAMEWORK

- From 4 January 2019 an amendment to the Act No. 190/2004 Coll., Bonds Act, came into effect and brought new regulation to the mortgage covered bonds issued after such date (New Legal Framework)

OPT-IN INTO NEW LEGAL FRAMEWORK

- As of 15 June 2020 (Effective Date) UCBCS arranged so called „*opt-in*“ based on which all terms and conditions of all mortgage covered bonds issued before the Effective Date (Covered Bonds) have been harmonized with the New Legal Framework
- Since Effective Date the Covered Bonds, including all related rights and obligations of the bondholders, are completely governed by the New Legal Framework
- UCBCS maintains the only one Cover Pool which is a ring-fenced pool of assets designated by UCBCS to constitute cover in respect of the Covered Bonds

DECLARATION OF UCBCS IN RELATION TO COVER POOL

- UCBCS covenants to ensure over-collateralisation level at least equal to 10%, i. e. the aggregate nominal value of all cover assets included in the cover pool must represent at least 110% of the aggregate value of all debts covered by such cover pool (statutory minimum level is set on 102%)



Cover Pool

UCBCS's Cover Pool Features

ASSETS

- Retail residential mortgage loans secured by properties located in the Czech Republic and Slovakia
- Commercial loans secured by properties located in the Czech Republic and Slovakia
- However, the Slovak loan portfolio consists of an additional volume of loans secured by residential properties which do not qualify for the Slovak regulatory Cover Pool but the Czech legislation recognizes them as eligible. These loans have been also registered to the UCBCS's Cover Pool on the ongoing basis since June 2015

LTV

- UCBCS registers only mortgage loan amounts with up to 100% LTV in Cover Pool; a part thereof which exceeds the limit is disregarded to such extent

CREDIT QUALITY

- Mortgage Loans where debtors are past due for more than 90 days are still included in the Cover Pool but deemed to be zero for purpose of the Cover Pool statutory test calculations



Cover Pool

UCBCS's Cover Pool Features

Cover Pool Overview

• Total value of the Cover Pool as of 31 March 2022:	CZK 155,682 mln eq.
• o/w in retail residential loans secured by CZ properties:	CZK 66,883 mln eq. (43.0%)
• o/w in retail residential loans secured by SK properties:	CZK 36,159 mln eq. (23.2%)
• o/w in commercial loans secured by CZ&SK properties:	CZK 52,640 mln eq. (33.8%)
• o/w denominated in CZK:	CZK 86,819 mln (55.8%)
• o/w denominated in EUR:	CZK 68,863 mln eq. (44.2%)

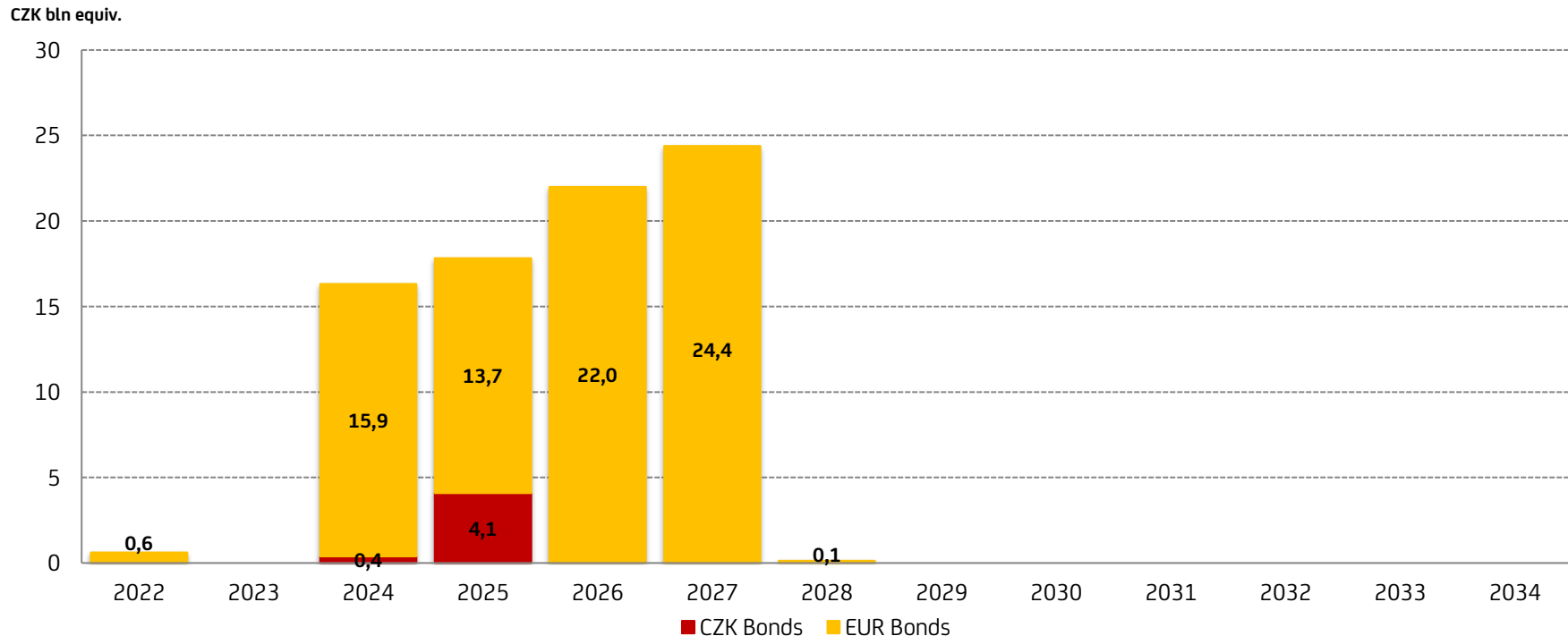
Covered Bonds Overview

• Total value of the outstanding Covered Bonds as of 31 March 2022:	CZK 81,282 mln eq.
• o/w denominated in CZK:	CZK 4,458 mln (5.5%)
• o/w denominated in EUR:	CZK 76,824 mln eq. (94.5%)
• Current over-collateralization:	91.53%
• Rating (as of date of this report):	Aa3 (Moody's), assigned on 15th June 2020



Cover Pool

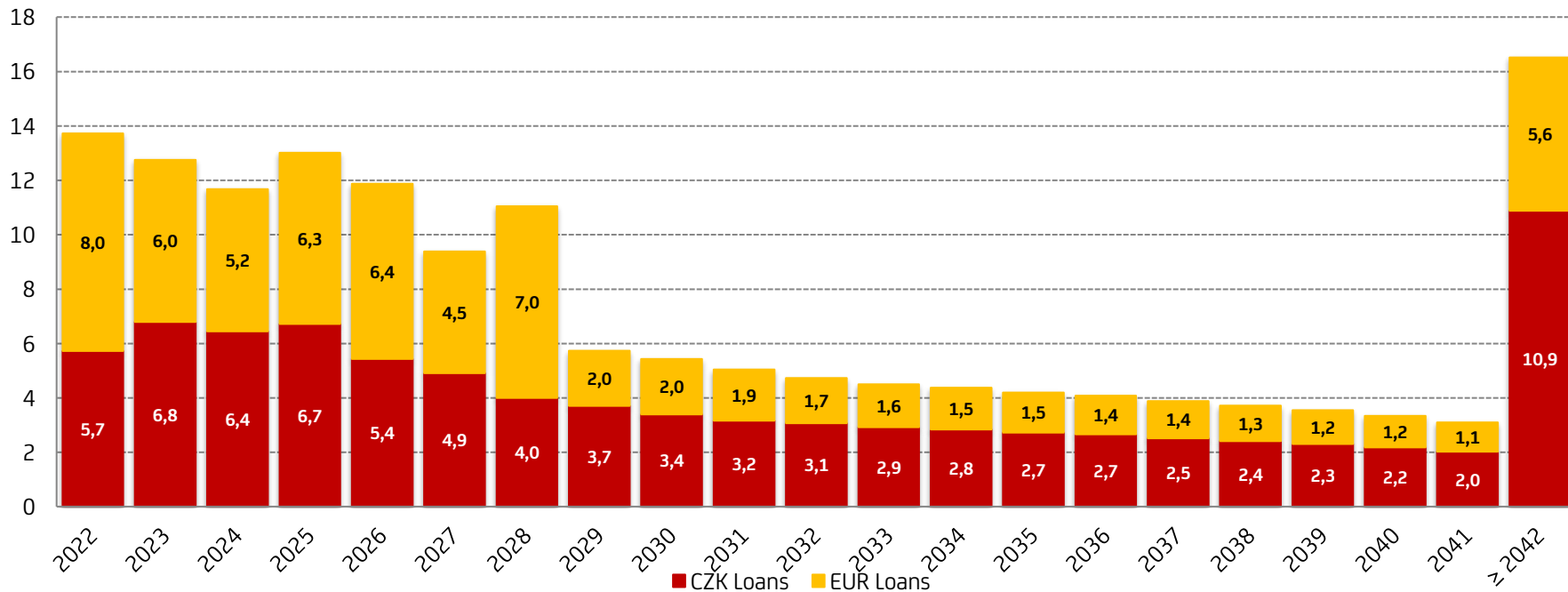
UCBCS's Covered Bonds Maturity Profile



Cover Pool

UCBCS's Cover Pool Maturity Profile

CZK bln equiv.

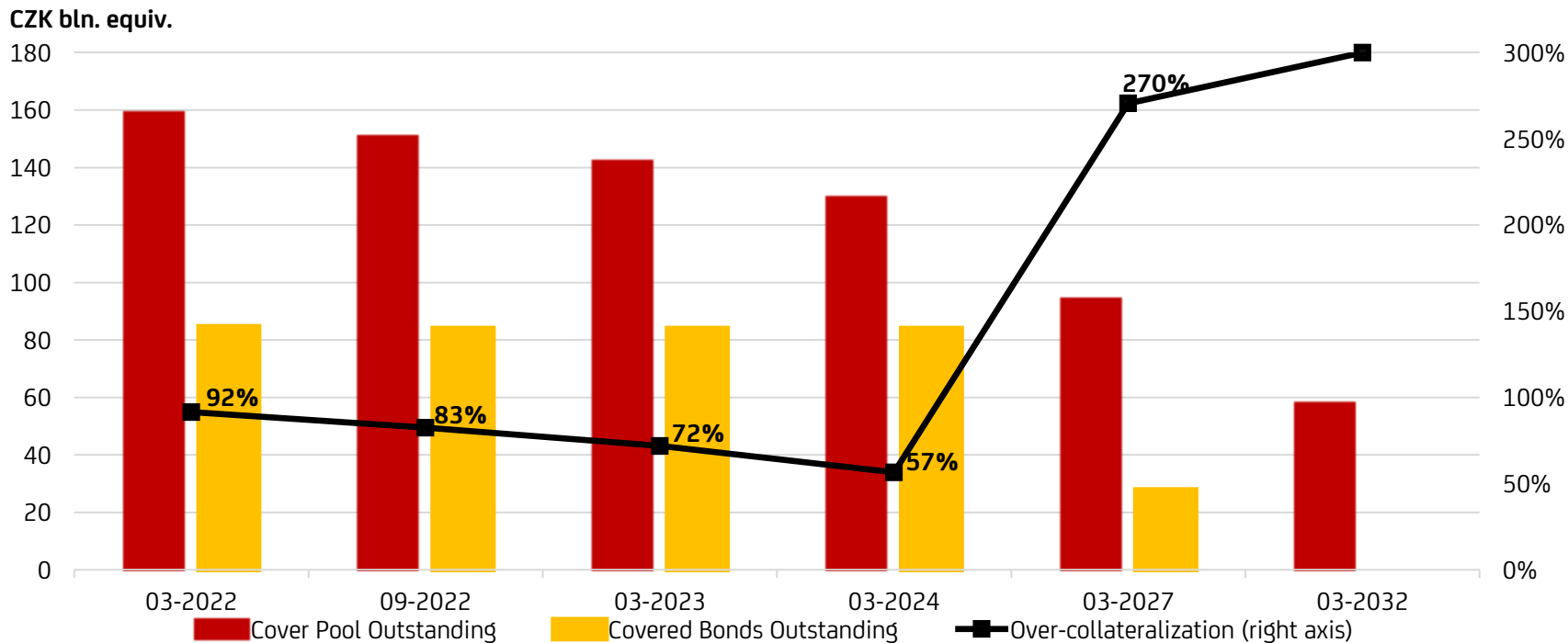


Source: UniCredit Bank Czech Republic and Slovakia, a.s.
Data as of March 31, 2022
FX CZK/EUR = 24,385



Cover Pool

UCBCS's Cover Pool & Covered Bonds Outstanding / Over-collateralization

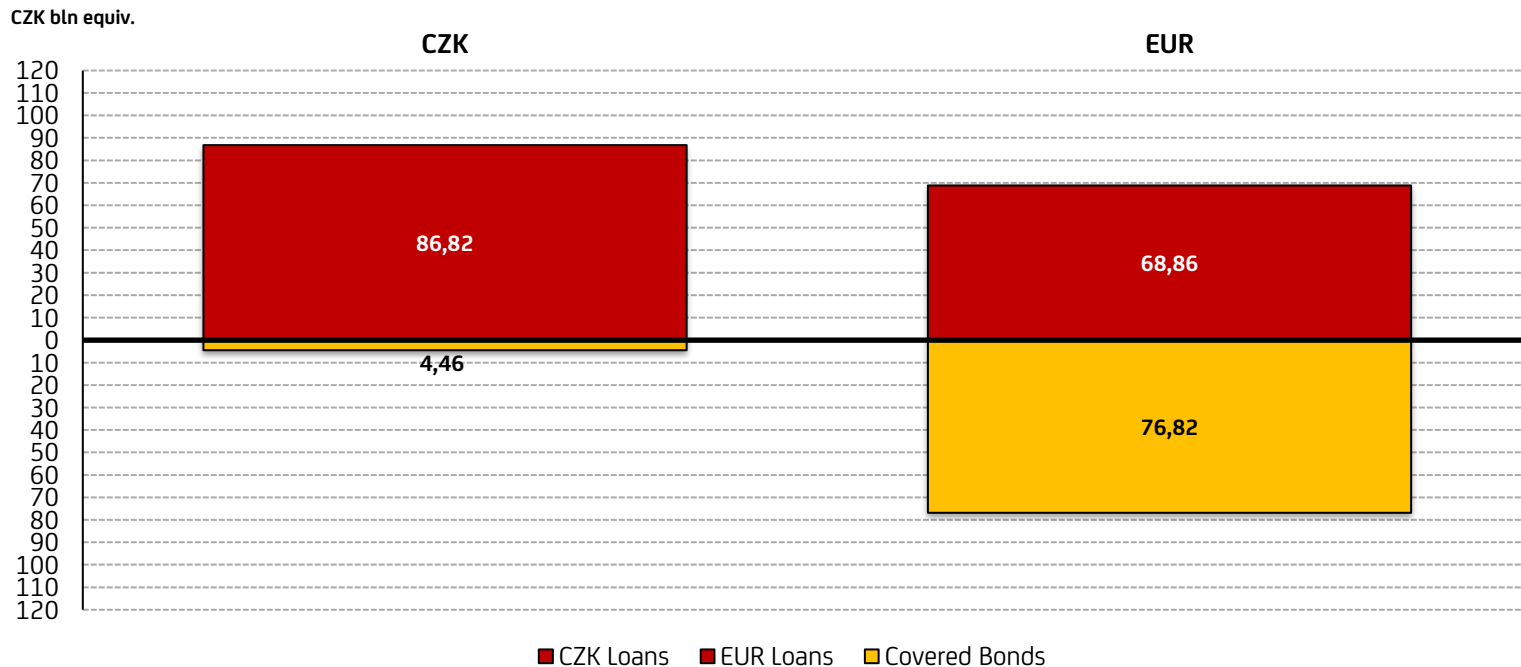


Source: UniCredit Bank Czech Republic and Slovakia, a.s.
Data as of March 31, 2022
FX CZK/EUR = 24,385



Cover Pool

UCBCS's Cover Pool & Covered Bonds - Currency Breakdown



Source: UniCredit Bank Czech Republic and Slovakia, a.s.
Data as of March 31, 2022
FX CZK/EUR = 24,385



Cover Pool

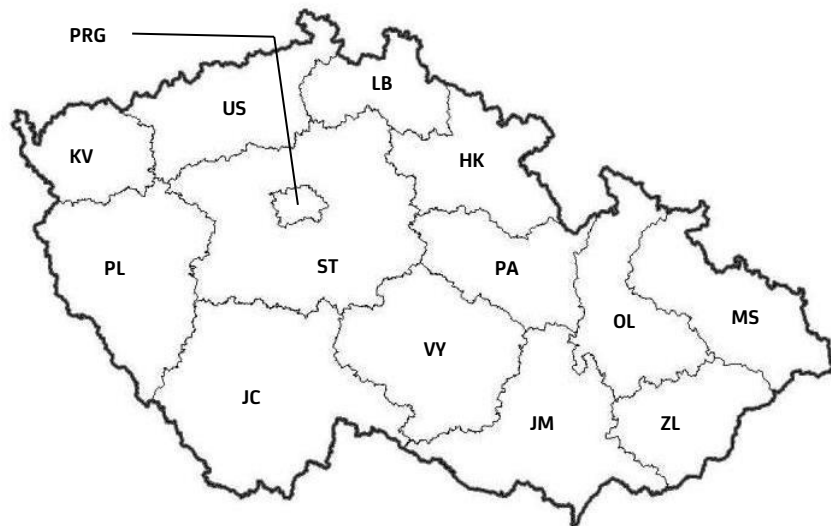
UCBCS's Cover Pool Features - CZ Retail Residential Portfolio

Residential Portfolio - Czech Republic

Total Loan Balance (in CZK)	66,883,104,675
Average Loan Balance (in CZK)	1,536,942
Total Number of Loans	43,517
Total Number of Debtors	39,502
Total Number of Properties	46,406
Weighted Average Seasoning (in years)	4,4
Contracted Weighted Average Remaining Term (in years)	21,1
Weighted Average LTV	65%
Stake of Fixed Interest Rate Loans	99%
Stake of 10 Biggest Loans	1%
Stake of Bullet Loans	0%

Regional Distribution - Czech Republic

PRG	Prague-East & Prague-West	21,4%
JM	Jihomoravský kraj	16,5%
PA	Pardubický kraj	3,9%
MS	Moravskoslezský kraj	6,9%
ST	Středočeský kraj excl. Prague -East & Prague-West	18,5%
VY	Kraj Vysočina	2,9%
OL	Olomoucký kraj	5,1%
PL	Plzeňský kraj	3,4%
HK	Královéhradecký kraj	4,0%
JC	Jihočeský kraj	4,3%
LB	Liberecký kraj	3,0%
US	Ústecký kraj	4,3%
ZL	Zlínský kraj	4,5%
KV	Karlovarský kraj	1,2%



Cover Pool

UCBCS's Cover Pool Features - SK Retail Residential Portfolio

Residential Portfolio - Slovakia

Total Loan Balance (in CZK)	36,158,993,486
Average Loan Balance (in CZK)	1,179,008
Total Number of Loans	30,669
Total Number of Debtors	26,520
Total Number of Properties	32,017
Weighted Average Seasoning (in years)	4,1
Contracted Weighted Average Remaining Term (in years)	21,7
Weighted Average LTV	70%
Stake of Fixed Interest Rate Loans	98%
Stake of 10 Biggest Loans	0%
Stake of Bullet Loans	0%

Regional Distribution - Slovakia

BB	Banskobystrický kraj	6,8%
BA	Bratislavský kraj	27,7%
KE	Košický kraj	8,7%
NR	Nitriansky kraj	10,7%
PO	Prešovský kraj	6,7%
TN	Trenčiansky kraj	7,6%
TT	Trnavský kraj	20,1%
ZA	Žilinský kraj	11,6%



Cover Pool

UCBCS's Cover Pool Features – CZ&SK Commercial Portfolio

Commercial Portfolio - CZ and SK	
Total Loan Balance (in CZK):	52,640,060,931
Average Loan Balance (in CZK):	42,451,662
Total Number of Loans:	1,240
Total Number of Debtors:	1,035
Total Number of Properties:	1,072
Weighted Average Seasoning (in years):	5,3
Contracted Weighted Average Remaining Term (in years):	4,4
Weighted Average LTV:	73%
Stake of Fixed Interest Rate Loans:	29%
Stake of 10 Biggest Loans:	33%
Stake of Bullet Loans:	8%



Regional Distribution - Czech Republic		
PRG	Praque-East & Prague-West	48,4%
JM	Jihomoravský kraj	8,1%
PA	Pardubický kraj	3,3%
MS	Moravskoslezský kraj	3,8%
ST	Středočeský kraj excl. Prague -East & Prague-West	5,2%
VY	Kraj Vysočina	1,9%
OL	Olomoucký kraj	1,9%
PL	Plzeňský kraj	4,9%
HK	Královéhradecký kraj	2,3%
JC	Jihočeský kraj	3,1%
LB	Liberecký kraj	4,7%
US	Ústecký kraj	1,6%
ZL	Zlínský kraj	0,9%
KV	Karlovarský kraj	1,0%

Regional Distribution - Slovakia		
BB	Banskobystrický kraj	0,3%
BA	Bratislavský kraj	4,5%
KE	Košický kraj	0,4%
NR	Nitriansky kraj	0,4%
PO	Prešovský kraj	0,6%
TN	Trenčiansky kraj	0,5%
TT	Trnavský kraj	1,8%
ZA	Žilinský kraj	0,5%



Disclaimer

This presentation is just informative and it does not represent individual investment advice or investment recommendation considering individual situation of an investor, mainly in terms of his specific knowledge and experience in the area of investment, or even his financial situation, investment objectives or his risk tolerance. This presentation cannot be considered as contract proposal.

The information in this presentation is based on carefully selected sources believed to be reliable. However, we do not make any representation as to its accuracy or completeness. We specifically disclaim any liability for any loss, claim or damage suffered by you or any third party resulting directly or indirectly from any use of or reliance on the information provided without limitation.

